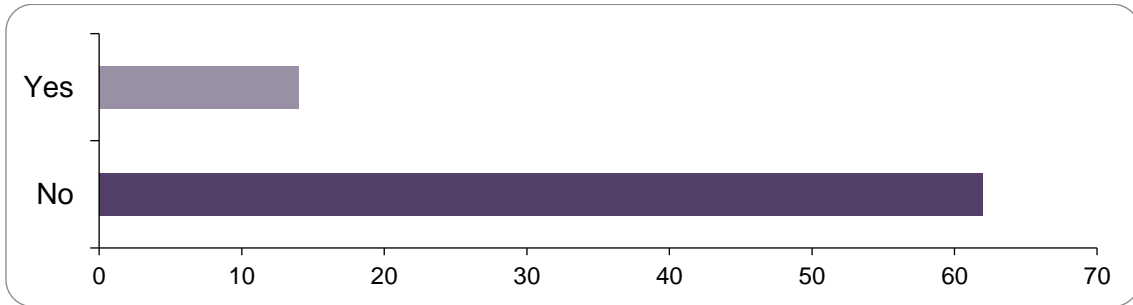


Appendix 2

Our City, Our Plan

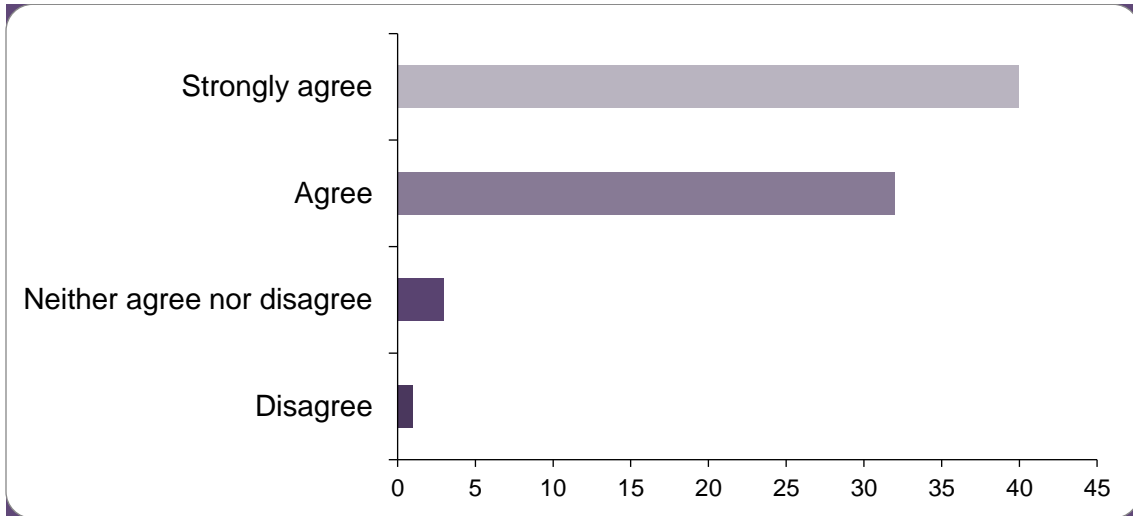
Consultation Responses

Are you responding on behalf of an organisation?



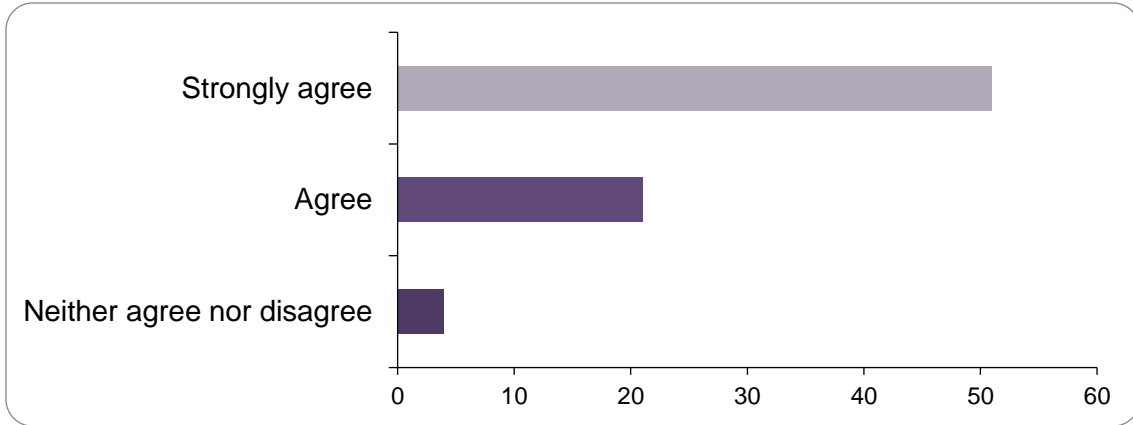
Option	Total	Percent
Yes	14	18.42%
No	62	81.58%
Not Answered	0	0.00%

To what extent do you agree or disagree with our six priorities?



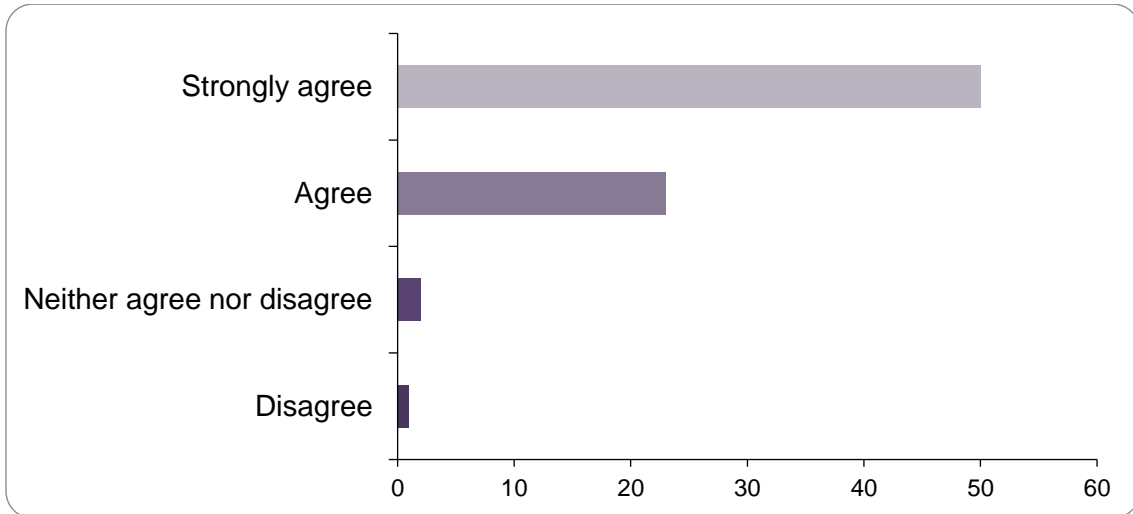
Option	Total	Percent
Strongly agree	40	52.63%
Agree	32	42.11%
Neither agree nor disagree	3	3.95%
Disagree	1	1.32%
Strongly disagree	0	0.00%
Not Answered	0	0.00%

To what extent do you agree or disagree with our proposals for the 'Strong families where children grow up well and achieve their full potential' priority?



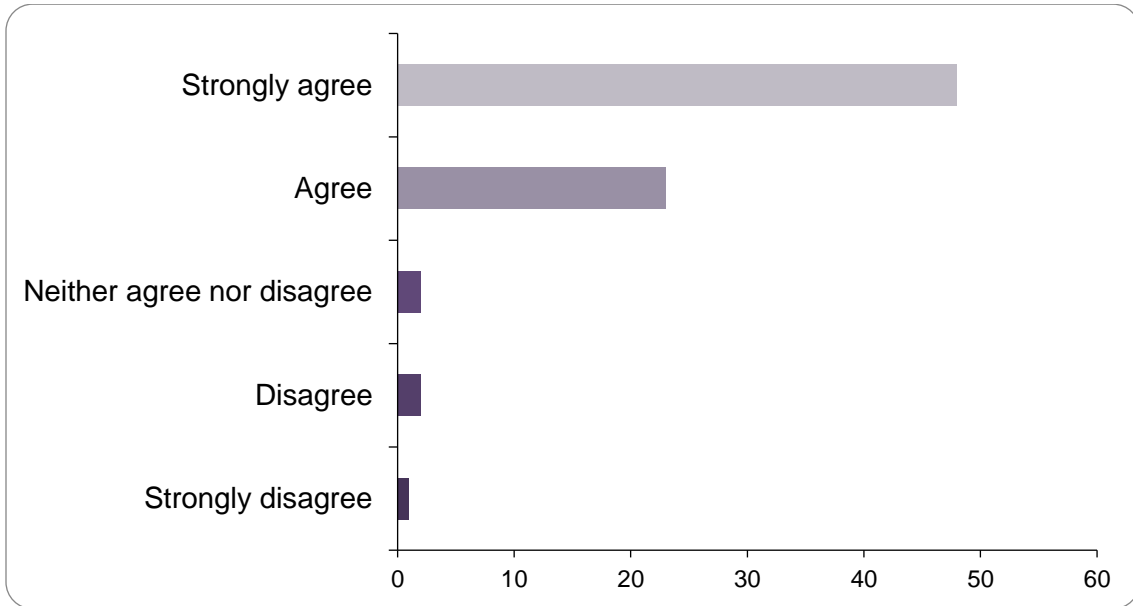
Option	Total	Percent
Strongly agree	51	67.11%
Agree	21	27.63%
Neither agree nor disagree	4	5.26%
Disagree	0	0.00%
Strongly disagree	0	0.00%
Not Answered	0	0.00%

To what extent do you agree or disagree with our proposals for the 'Fulfilled lives with quality care for those that need it' priority?



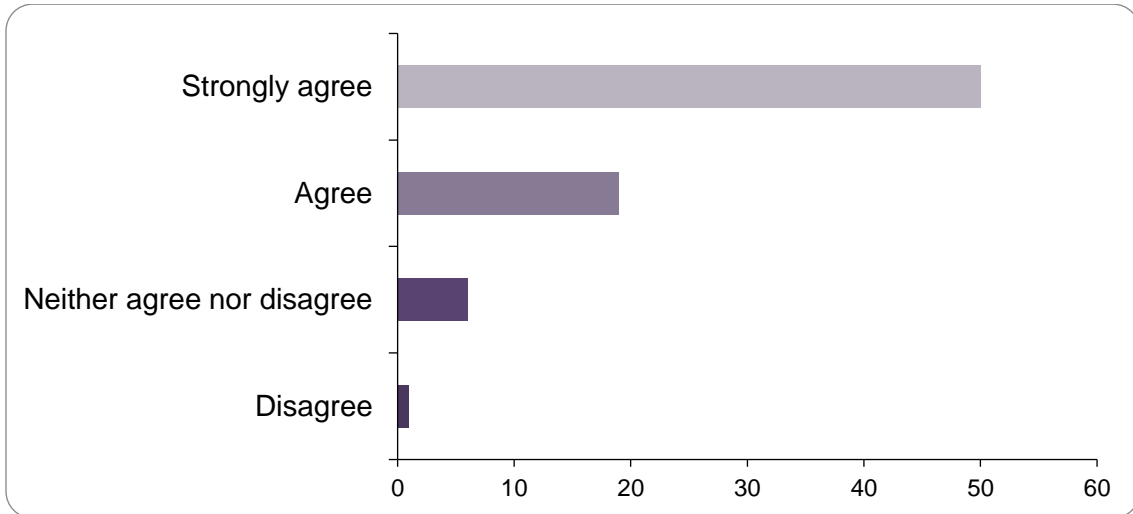
Option	Total	Percent
Strongly agree	50	65.79%
Agree	23	30.26%
Neither agree nor disagree	2	2.63%
Disagree	1	1.32%
Strongly disagree	0	0.00%
Not Answered	0	0.00%

To what extent do you agree or disagree with our proposals for the 'Healthy, inclusive communities' priority?



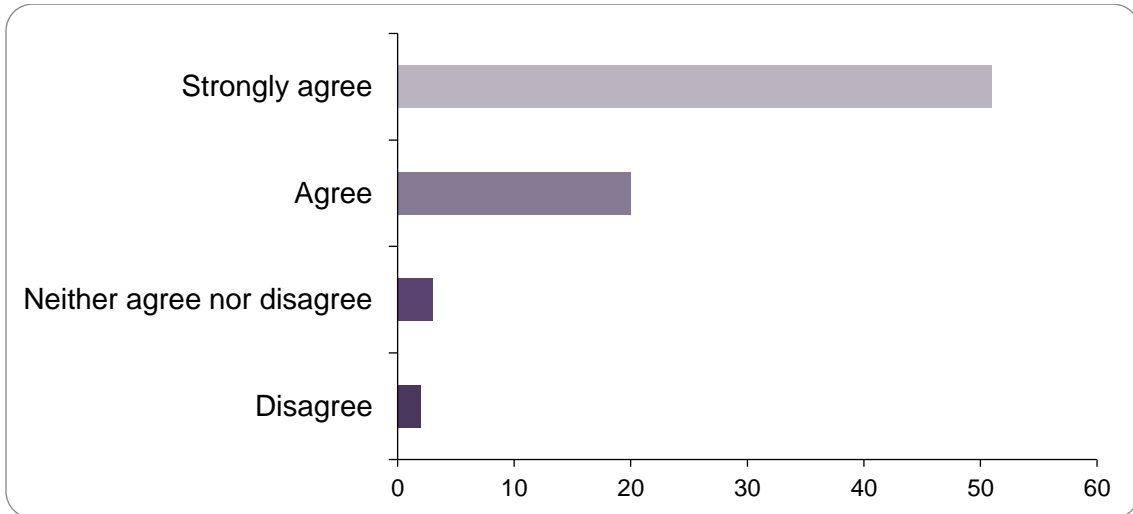
Option	Total	Percent
Strongly agree	48	63.16%
Agree	23	30.26%
Neither agree nor disagree	2	2.63%
Disagree	2	2.63%
Strongly disagree	1	1.32%
Not Answered	0	0.00%

To what extent do you agree or disagree with our proposals for the 'Good homes in well-connected neighbourhoods' priority?



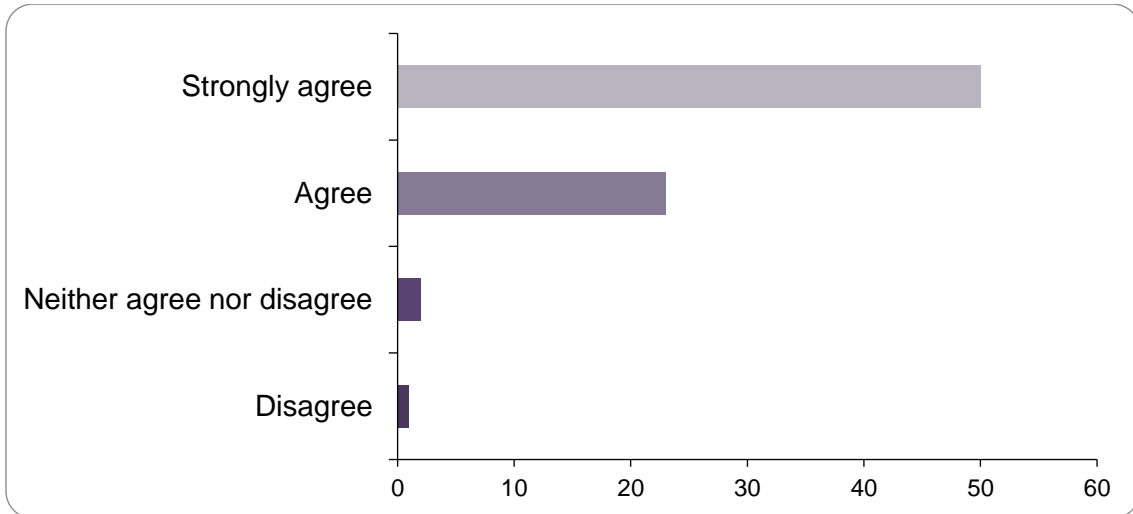
Option	Total	Percent
Strongly agree	50	65.79%
Agree	19	25.00%
Neither agree nor disagree	6	7.89%
Disagree	1	1.32%
Strongly disagree	0	0.00%
Not Answered	0	0.00%

To what extent do you agree or disagree with our proposals for the 'More local people into good jobs and training' priority?



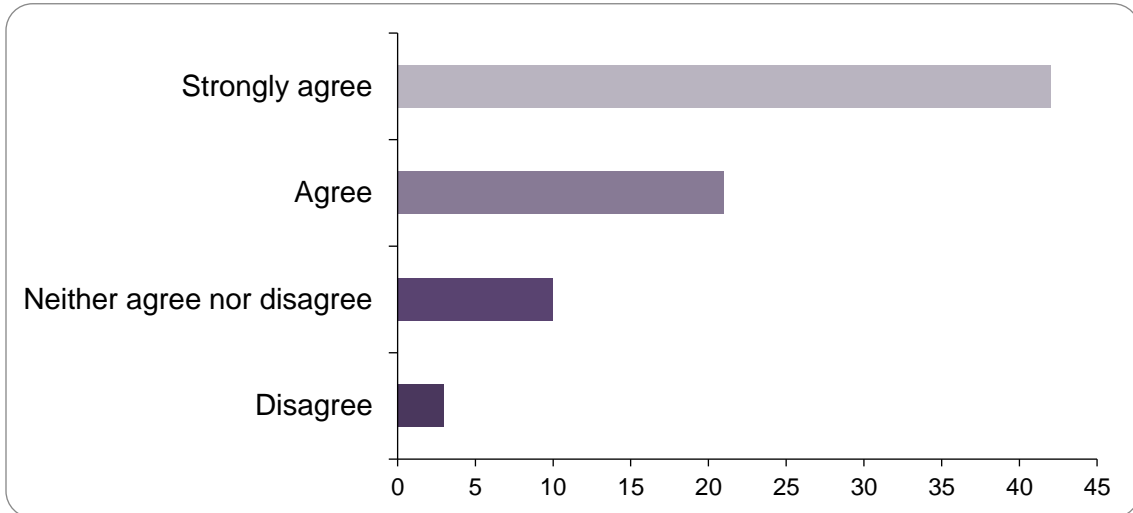
Option	Total	Percent
Strongly agree	51	67.11%
Agree	20	26.32%
Neither agree nor disagree	3	3.95%
Disagree	2	2.63%
Strongly disagree	0	0.00%
Not Answered	0	0.00%

To what extent do you agree or disagree with our proposals for the 'Thriving economy in all parts of the city' priority?



Option	Total	Percent
Strongly agree	50	65.79%
Agree	23	30.26%
Neither agree nor disagree	2	2.63%
Disagree	1	1.32%
Strongly disagree	0	0.00%
Not Answered	0	0.00%

Our Council Plan is supported by three cross cutting principles:



Option	Total	Percent
Strongly agree	42	55.26%
Agree	21	27.63%
Neither agree nor disagree	10	13.16%
Disagree	3	3.95%
Strongly disagree	0	0.00%
Not Answered	0	0.00%